

POWERADVISOR Reports

PowerAdvisor Reporting Solutions

Effectively monitor client portfolios, globally manage accounts to maximize performance and investment strategies, and easily access critical account information.

Distinctive, Presentation-Quality Reports

PowerAdvisor reports are user friendly and can be interpreted with ease.

- Attractive reports that are easy to read and understand.
- Informative graphical representations with pie charts, line and bar graphs.
- Customizable report views that display what is most meaningful to you and your client.
- Reporting that can be branded with your firm's logo.

Flexibility & Customization for the Way You Do Business

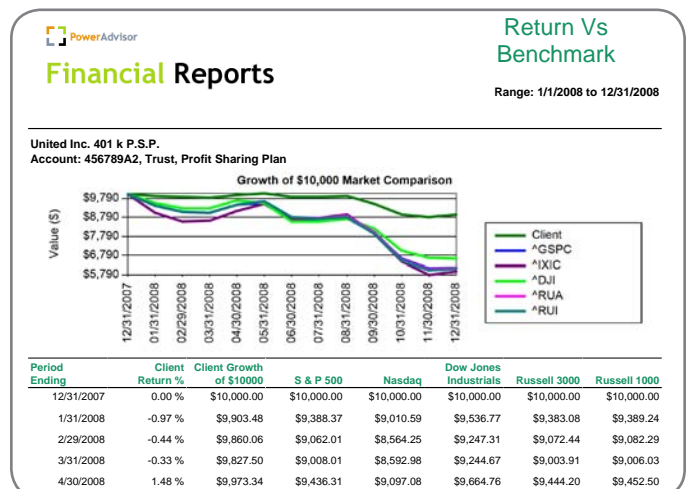
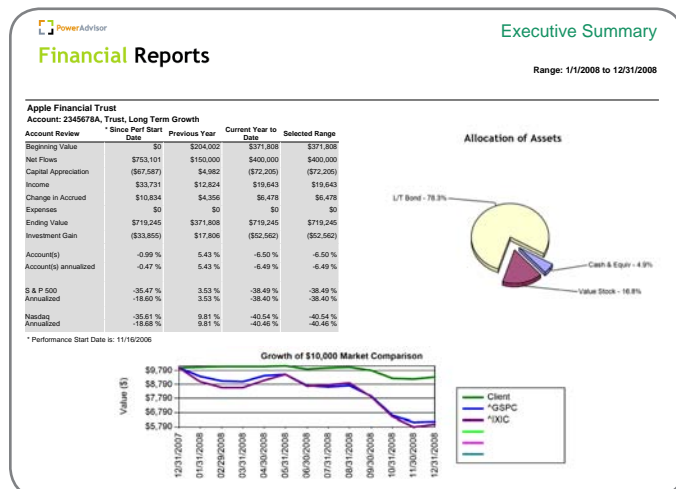
Transform client data into client presentations and powerful decision-making tools with customized report parameters that fit your investment style and needs.

- Incorporate data from multiple sources such as held-away accounts or illiquid assets.
- Display holdings by security type, asset class, industry or sector.
- Compare portfolio performance to indices and index blends.
- Alter existing reports or create new ones with our custom report writing service.

Automated Processing for Increased Efficiencies

Automation with PowerAdvisor's batch reporting features insures that period-end processing is no longer the time-consuming chore it once was.

- Create customized report packages tailored to your needs.
- Streamline report generation, printing, distributing, uploading, and archiving.
- Automate batching and loading of reports into Cornerstone's PowerPortal for online viewing.



PowerAdvisor Reporting Solutions

MARKET VALUE VS. NET INVESTED

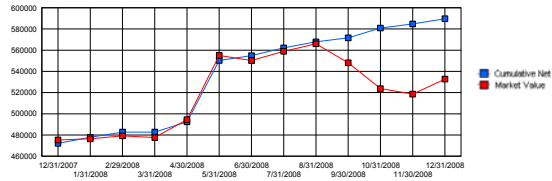
A to Z Capital Management
Phone: 555-555-1236

Range: 01/01/08 to 12/31/08

United Inc. 401(k) P.S.P.

Account: 456789A2, Trust, Profit Sharing Plan

Cumulative Net/Market Value vs. Time



MULTI-MANAGED PERFORMANCE COMPARISON

A to Z Capital Management

Phone: 555-555-1236

Range: 01/01/08 to 12/31/08

Alpha, Dr. Beta

Client/Account	Weight %	12/31/2007 Value	Inflows	Outflows	Unrealized G/L	Realized G/L	Income/Expenses	12/31/08 Value	G/L	% G/L
Individual: 1234567C	74.00	864,781.76	28,444.32	(201,380.79)	(80,424.32)	(441.19)	58,984.89	(324,446.30)	(34.41)	
IRA: Rollover: 1234567B	14.25	173,311.40	0.00	0.00	(53,982.14)	(9,964.26)	(203.31)	112,261.69	(61,089.71)	(35.24)
Roth IRA: 1234567A	10.84	143,343.27	0.00	3,068.77	(47,266.26)	(7,883.53)	211.17	83,972.90	(64,578.40)	(45.20)
Total	1,000.00	1,181,436.43	28,444.32	(198,312.02)	(181,686.62)	(1,165.05)	59,768.95	(476,712.71)	(40.35)	

ASSET SUMMARY

A to Z Capital Management
Phone: 555-555-1236

As of Date: 12/31/08

All Accounts

Client	Account Type	Account #	Performance Start Date	Market Value	Weight %
Alpha, Dr. Beta	Roth IRA	1234567A	06/10/07	83,972.90	1.75
Alpha, Dr. Beta	Joint	1234567B	06/10/07	112,261.69	2.30
Alpha, Dr. Beta	Individual	1234567C	10/11/06	589,984.89	12.07
Apple Financial Trust	Trust	2345678A	11/16/06	719,245.45	14.71
Bostwick, Randy	SEP IRA	2345678B	06/02/08	93,964.38	1.92
Carter, Mark and Amy	Joint WROS	2345678C	03/31/08	441,777.60	9.90
Clem, Jack	Simple IRA	2345678D	09/27/08	811,901.30	16.60
D'Amato, Lawrence	IRA	2345678E	12/02/07	102,919.85	2.10
Ryan, Nancy	401(k)	2345678F	08/12/07	226,666.18	4.64
Shehade, Maisa	Individual	2345678G	12/09/07	282,104.82	5.77
Silver, Brody	Trust Under Will	2345678H	09/29/07	51,542.50	1.05

ENTERING & EXITING CLIENTS

A to Z Capital Management
Phone: 555-555-1236

Range: 10/31/08 to 03/31/09

Client	Inception Date	Termination Date	Market Value	Termination Reason
Dublin, Jonathan	11/30/08	03/31/09	0.00	Divorce Proceedings
Emerson, Dr. Carl	11/30/08	03/31/09	(1,000.00)	Deceased
Rushmore, Sandy	12/01/08	12/31/08	(15,000.00)	Fired Client

COMPLIANCE REVIEW BY ACCOUNT

A to Z Capital Management
Phone: 555-555-1236

As of Date: 12/31/08

Client	Account #	Acct. Type	Broker/Dealer	Inception Date	Taxable	Discretionary	Performance Based Fee	Wrap Fee	Family Acct.	Market Value
Alpha, Dr. Beta	1234567A	Roth IRA	Bernie Jackson	06/11/07	Y	Y	N	N	Y	83,972.90
Alpha, Dr. Beta	1234567B	Joint	Bernie Jackson	06/11/07	Y	Y	N	Y	Y	112,261.69
Alpha, Dr. Beta	1234567C	Individual	Bernie Jackson	10/11/06	Y	Y	Y	Y	Y	589,984.89
Apple Financial Trust	2345678A	Trust	Robert Evans	11/17/06	Y	Y	N	Y	N	719,245.45
Bostwick, Randy	2345678B	SEP IRA	Richie Deacono	12/21/07	Y	Y	N	N	N	93,964.38
Carter, Mark and Amy	2345678C	Joint WROS	Bo Goldstein	03/31/08	Y	Y	N	N	N	441,777.60
Clem, Jack	2345678D	Simple IRA	Nancy Donaldson	09/29/08	Y	Y	Y	N	N	811,901.30
D'Amato, Lawrence	2345678E	IRA	Mandi Douglas	12/24/06	Y	Y	N	Y	N	102,919.85
Ryan, Nancy	2345678F	401(k)	Thomas Clunas	08/13/07	Y	Y	N	N	Y	226,666.18
Shehade, Maisa	2345678G	Individual	Brianny Lurie	12/10/07	Y	Y	Y	N	Y	282,104.82
Silver, Brody	2345678H	Trust Under Will	Sally Strubler	09/30/07	Y	Y	Y	Y	Y	51,542.50
Snooper, Michael	3456789A	IRA Rollover	Louis Espinosa	10/24/08	Y	N	Y	N	N	77,022.09
Truman, Darrin	456789A1	401(k) PSP	Abmad Mustafa	10/24/08	Y	N	Y	N	Y	406,092.78
United Inc. 401(k) P.S.P.	456789A2	Trust	John Smith	06/09/07	Y	Y	N	N	N	512,732.50
Total										4,894,754.73

CLIENT BY STATE

A to Z Capital Management
Phone: 555-555-1236

As of Date: 05/13/09

Client	State	Count
Silver, Brody	California	1
Apple Financial Trust	New York	1
Bostwick, Randy	New York	1
Carter, Mark and Amy	New York	1
Clem, Jack	New York	1
D'Amato, Lawrence	New York	1
Ryan, Nancy	New York	1
Shehade, Maisa	New York	1
Snooper, Michael	New York	1
United Inc. 401(k) P.S.P.	New York	9
Alpha, Dr. Beta	Pennsylvania	1
Truman, Darrin	Pennsylvania	2
Total		12

STATEMENT OF ASSETS, SUMMARY

A to Z Capital Management
Phone: 555-555-1236

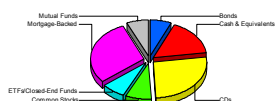
As of Date: 12/31/08

D'Amato, Lawrence

By: Security Type

Account: 2345678E, IRA, 401(k) rollover

Allocation of Assets



Security Type	Percentage
Bonds	16.51%
Cash & Equivalents	6.31%
Common Stocks	26.34%
ETF/Close-End Funds	2.29%
Hedge/Futures	29.45%
Mutual Funds	8.24%
Total	100.00%

SECURITY ANALYSIS BY POSITION

A to Z Capital Management
Phone: 555-555-1236

As of Date: 12/31/08

By: Asset Class

Account: 2345678C, Joint WROS, Growth account

Index Funds	Weight %	Security Description	Symbol	Quantity	Total Tax Cost	Cumulative Income	Market Value
1.51	5.5%	iShares Dow Jones US Financial Services	FYG	35,000	3,259.55	43.01	1,641.85
5.47	5.5%	iShares Russell 2000 Index Fund	RWM	52,000	3,681.60	39.92	2,560.48
4.76	5.5%	iShares Russell Midcap Index	RWC	70,000	3,344.56	25.86	2,229.50
8.10	5.5%	iShares S&P 500 Index Fund	IVV	42,000	4,069.38	27.79	3,793.02
6.01	5.5%	iShares S&P 500 Value Index Fund	IVE	83,000	4,557.40	57.66	3,749.84
1.89	5.5%	iShares S&P 500 Commodity-Indexed Trust	USG	31,000	1,820.94		886.91
9.57	5.5%	iShares Tr. Box 5 High Yield Corp Bond Fund	HYG	59,000	5,699.40	494.24	4,484.59
2.09	5.5%	iShares Tr. Russell 1000 Index Fund	IWB	20,000	1,486.60	17.86	977.40
1.03	5.5%	iShares Tr. S&P Global Info Tech Sector Index Fd	IXN	13,000	734.50	2.95	481.00
44.42		Subtotal			28,653.93	729.29	26,884.69

ACCOUNT VALUATION SUMMARY

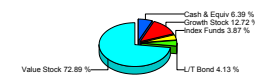
A to Z Capital Management
Phone: 555-555-1236

As of Date: 12/31/08

Group - Aggressive Growth - 75AGG25SPT

(All Accounts)

Allocation of Assets



Account #	Type	Description	12/31/07	03/31/08	06/30/08	Market Value 09/30/08	12/31/08
1234567A	Roth IRA	Schwab rollover	143,343	131,719	124,802	115,458	83,398

BUYS & SELLS

A to Z Capital Management
Phone: 555-555-1236

Range: 10/01/08 to 12/31/08

Carter, Mark and Amy

Trade Date	Settle Date	Quantity	Security Description	Symbol	Unit Price	Gross Amount	Net Amount
Buy	10/07/08	10/07/08	53.130	Fidelity Prime Fund Capital Reserves	FPRXX	1.00	53.13
Buy	10/21/08	10/24/08	74.000	Vanguard Intl Equity Index Fd Inc	VPI	43.39	3,210.86
Buy	10/21/08	10/24/08	220.000	iShares Tr. S&P Europe 300 Index	IEV	31.72	6,977.56
Buy	10/21/08	10/24/08	207.000	iShares Tr. MSCI Acw Index Fd	ACWI	33.50	6,934.09
Buy	10/21/08	10/24/08	29.000	iShares Tr. Dow Jones Medical Devices	DB	47.16	1,367.62
Buy	10/21/08	10/21/08	25,281.960	Fidelity Prime Fund Capital Reserves	FPRXX	1.00	25,281.96
Buy	10/21/08	10/24/08	63.000	iShares S&P 500 Value Index Fund	IVE	49.55	3,121.61
Buy	10/21/08	10/24/08	42.000	iShares S&P 500 Index Fund	IVV	96.89	4,069.38
Total						59,816.21	59,816.21

DEPOSIT & WITHDRAWAL DETAIL

A to Z Capital Management
Phone: 555-555-1236

Range: 01/01/08 to 03/11/09

Clem, Jack

Account: 2345678D, Simple IRA, 403(b) rollover

Activity Date	Activity	Deposit	Withdrawal	Running Total
09/29/08	Deposit - Rollover	43,482.86	0.00	43,482.86
11/28/08	Deposit - Other	33,825.44	0.00	77,308.30
12/03/08	Deposit - Employer Matching	30.11	0.00	77,338.41
12/04/08	Deposit - Transfer from Other Plan	71,579.08	0.00	148,917.49
12/08/08	Deposit - Transfer from Other Plan	616,588.33	0.00	765,485.82
12/08/08	Deposit - Employer	21,337.65	0.00	786,823.47
01/06/09	Deposit - Employer Profit Sharing	0.01	0.00	786,823.48
01/27/09	Deposit - Participant	1,800.00	0.00	788,623.48
02/02/09	Withdrawal - Hardship	0.00	6,000.30	782,623.18
03/02/09	Withdrawal - Insurance Carriers	0.00	900.00	781,723.18

MANAGEMENT FEES RECEIVED

A to Z Capital Management
Phone: 555-555-1236

Range: 10/01/08 to 12/31/08

Client	Account #	Account Type	Billing Account #	Received Date	Fees Received
Alpha, Dr. Beta	1234567A	Roth IRA	1234567A	10/09/08	311.98
Alpha, Dr. Beta	1234567A	Roth IRA	1234567A	10/31/08	216.48
Alpha, Dr. Beta	1234567B	Joint	1234567B	10/09/08	392.75
Alpha, Dr. Beta	1234567B	Joint	1234567B	10/31/08	189.33
Alpha, Dr. Beta	1234567C	Individual	1234567C	10/09/08	1,501.80
Bostwick, Randy	2345678B	SEP IRA	2345678B	10/15/08	401.32
Carter, Mark and Amy	2345678C	Joint WROS	2345678C	10/15/08	190.82
Clem, Jack	2345678D	Simple IRA	2345678D	10/15/08	153.12
Clem, Jack	2345678D	Simple IRA	2345678D	12/15/08	54.44
D'Amato, Lawrence	2345678E	IRA	2345678E	10/09/08	464.31
Ryan, Nancy	2345678F	401(k)	2345678F	10/09/08	1,071.21
Snooper, Michael	3456789B	Individual	3456789B	11/11/08	34.00
Truman, Darrin	456789A1	401(k) PSP	456789A1	10/10/08	1,215.56
United Inc. 401(k) P.S.P.	456789A2	Trust	456789A2	10/09/08	2,087.15
Total					8,346.10