

Financial Reports

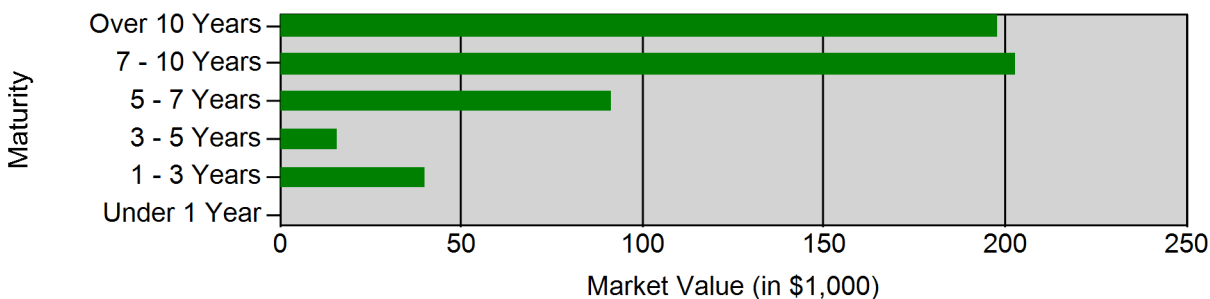
As Of Date: 12/31/2009

Apple Financial Trust
 Account: 2345678A, Trust, Long Term Growth

Summary

Totals		Weighted Averages	
Number of Issues	21	Years to Maturity	10.2
Face Value	\$803,000	Duration	7.5
Cost	\$555,701	Coupon (Yield)	4.86%
Market Value	\$547,721	Yield to Maturity	7.5%
Unrealized G/L	(\$7,979)	S & P Rating	AAA

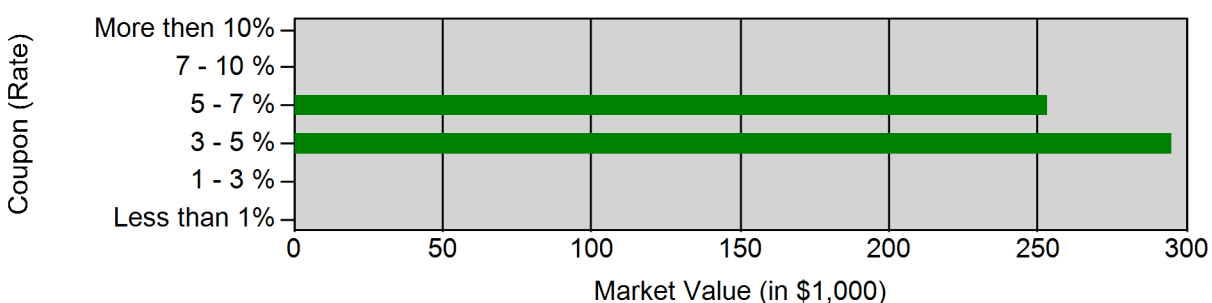
Distribution by Maturity



Maturity	Distribution	Quantity	Market Val	Avg YTM	Avg Coupon	Avg Duration
Under 1 Year	0.0%	0				
1 - 3 Years	7.3%	2	\$40,122	5.2%	5.4%	1.5
3 - 5 Years	2.8%	1	\$15,535	3.6%	4.4%	4.6
5 - 7 Years	16.7%	4	\$91,266	4.2%	4.5%	5.2
7 - 10 Years	37.0%	6	\$202,790	11.9%	4.8%	6.3
Over 10 Years	36.2%	8	\$198,010	5.3%	5.1%	11.2

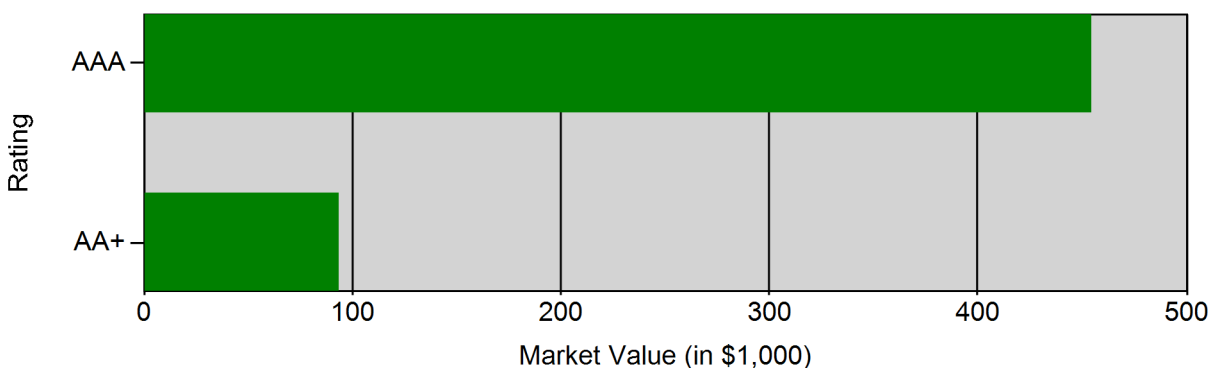
Pursuant to the SEC Brochure Rule 204-3 of the Investment Advisors Act of 1940, advisors are required to offer a copy of the ADV Part II to every advisory client on an annual basis. Please send a written notice or email within 30 days if you are interested in receiving an updated copy of Form ADV, Part II.

Distribution by Coupon (Rate)



Coupon	Distribution	Quantity	Market Val	Avg YTM	Avg Coupon	Avg Duration
Less than 1%	0.0%	0				
1 - 3 %	0.0%	0				
3 - 5 %	53.8%	9	\$294,684	8.5%	4.5%	6.3
5 - 7 %	46.2%	12	\$253,037	6.4%	5.3%	8.8
7 - 10 %	0.0%	0				
More than 10%	0.0%	0				

Distribution by S&P Rating



S&P Rating	Distribution	Quantity	Market Val	Avg YTM	Avg Coupon	Avg Duration
AAA	83.0%	16	\$454,552	7.9%	4.8%	7.6
AA+	17.0%	5	\$93,169	5.4%	5.0%	6.6

Pursuant to the SEC Brochure Rule 204-3 of the Investment Advisors Act of 1940, advisors are required to offer a copy of the ADV Part II to every advisory client on an annual basis. Please send a written notice or email within 30 days if you are interested in receiving an updated copy of Form ADV, Part II.